

□ 2-Zone Thermal Shock Test Chamber



TS-162

TEMPERATURE
-70°C ~ +200°C



Automobile



Material



Electronics



Aerospace



PV panels



Navigation



Commodity



Paintings



Battery



Pharmaceutical



Military



Cable

【Technical Parameter】

Model		TS-162	TS-340	TS-500	TS-1000	
Internal Dimensions (mm)		300*300*250	450*450*360	650*650*500	850*850*700	
Overall Dimension (mm)		1560*870*1545	1710*1020*1845	1910*1220*2265	2110*1420*2665	
Interior Volume (mm)		22L	72L	211L	505L	
Loading Capacity		20kg	30kg	50kg	60kg	
Parameter	Pre-heat Room	Upper limit Temperature	+220℃			
		Heating Time	Ambient ~ + 200℃, within 30 minutes			
	Pre-cool Room	Lower limit Temperature	-75℃			
		Cooling time	Ambient ~ -70℃, within 30 minutes			
	Test Room	High Temperature Exposure Range	Ambient +20 ~ +200℃			
		Low temperature Exposure Range	-65 ~ -5℃			
	Temperature Fluctuation		≤±0.5℃			
	Temperature Deviation		≤±3 ℃			
Structure	Cooling	Cooling System	Mechanical compression refrigeration system			
		Refrigerating Unit	French TECUMSEH compressor			
		Refrigerant	R404A, R23			
	Heating Element		Nichrome heater			
	Controller	Programmable color LCD touch screen controller				
		Ethernet connection, PC Link				
	Temperature Sensor		PTR Platinum Resistance PT100Ω/MV A-class, accuracy 0.001℃			
	View Window Size(mm)		130*150	180*230	250*280	300*330
	Air Circulation		Centrifugal wind fan			
	Safety Device		Over-temperature protection, Over-current protection; Refrigerant high-pressure protection; Earth leakage protection			
Material	Exterior Material		Steel Plate with protective coating			
	Interior Material		SUS304 stainless steel			
	Thermal Insulation		Polyurethane foam and insulation cotton			
	Observation Window		Interior lighting, double-layer thermo stability silicone rubber sealing			
Standard Configuration		1 Cable hole (Φ 50,) with plug; 2 shelves				
Power Supply		220V 50Hz / 380V 50Hz				
Maximum Noise		65 dBA				
Environmental Conditional		5℃ ~ +35 ℃ ≤85% RH				


- Elevator Type.
- The Refrigerant can be replaced by R449A/R508B.

- Standard & customized.

*pay attention to the environmental condition during installing



Appearance



1. Workroom - Basket


The internal material is 304 stainless steel, mirror surface, rust-proof to high and low temperature and moisture corrosion; Nice ruggedness and long life.

The specimen automatic transferred from cold chamber to hot chamber by basket. The basket slides vertically and smoothly through rails, to make the specimen is exposed to the two chambers.



3. Cable Hole

A standard test hole, located at top of the work room, is provided with a sleeve inside to prevent moisture from entering the insulation layer. Equipped with flange. The standard inner hole diameter is 50mm. Soft silicone plug seal; Metal enclosure closed, beautiful designed.



5. Controller

PID programmable color touch screen controller, network connection computer.

It can edit 120 programs 9999 segments.

LIB also can preset program into the controller based on user testing requirements.

The set system language is English for standard.



4. Viewing Window

Double layer insulating glass 8cm thick, made of tempered glass.


The conductive film is located on the interior glass to prevent window frosting, built-in LED light for the work room lighting, can clearly observe samples.

The light control button is located below the controller.




6. Castor

Install 4 castors for ease moving, and with brakes function. Caster height adjustable.



2. Sample Shelf

SUS304 stainless steel punching sample shelf 2pcs; Standard load of 15KGS for each layer of sample shelf; The height of the shelf is adjustable and can be removed directly to facilitate the various sizes of test samples. Conducive to the air circulation.

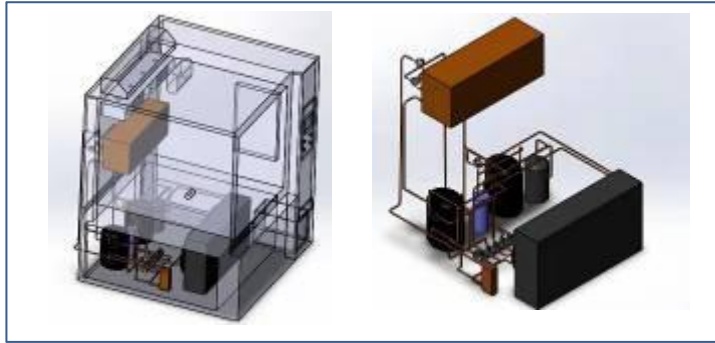


7. Insulation

10cm thick polyurethane foam and insulation cotton; Better insulation performance, degradation resistance, environmental protection, noise reduction.




Core Function



Cooling System

After the liquid refrigerant absorbs the heat of the cooled object in the evaporator, it is vaporized into low-temperature and low-pressure steam, sucked by the compressor, compressed into high-pressure high-temperature steam, discharged into the condenser, and radiated to the cooling medium in the condenser, condensed into a high-pressure liquid, throttling through a throttle valve into a low-pressure low-temperature refrigerant, and again entering the evaporator to absorb heat and vaporize, to achieve the purpose of cycle refrigeration. In this way, the refrigerant completes a refrigeration cycle through four basic processes of evaporation, compression, condensation, and throttling in the system.



Air Circulation

The centrifugal fan is installed at the rear of the chamber body, and the air is uniformly distributed through the air outlet. Air circulation adopts air outlet at top and air return at bottom, and the wind speed and pressure are in compliance with the test standard, and the temperature is stabilized at the moment of switching. The high-quality centrifugal fan is used to strongly supply air circulation, making the temperature distribution in the test area uniform.




Controller System

The PID controller as the main control unit to command, operate, detect and redistribute the various components of the equipment to achieve maximum effective use. The temperature control adopts P.I.D. S.S.R. system synchronous coordinated control, which can improve the stability and life of the control components and interface. Screen display function: LCD display, which can display test conditions (including temperature section, cycle number, running time and remaining time, etc.).



Temperature Sensor

PT-100 Class A sensor, real-time accurate detection and display of temperature changes at 0.001 degrees.



Wiring System

Voltage 380V 50Hz 3 phase.
L1, L2, L3, PE, N, grounding protection.
Standard 2m long cable,

Over Temperature Protection	Over Current Protection Earth Leakage Protection Phase Sequence Protection	Refrigerant High Pressure Protection
-----------------------------	--	--------------------------------------

Protection System

Sample Shelf

- Quantity can be increased
- Special sample shelf can be customized

Cable Wire

- 2.5m
- 3m

Test Hole

- Diameter 100mm
- Diameter 125mm
- Shape and size can be customized

Capacitive Temperature Sensor

- VAISALA
- ROTRONIC

Observation Window

- Size can be customized
- Inner glass door
- Hand-in ports

Reverse Osmosis Unit

Controller

- WiFi connection
- Mobile APP control
- Multi-language controller interface: Russian, French, Polish, Romanian, German

Install Condition

Environment Conditions
 Temperature: +5°C ~ +35°C
 Relative humidity: ≤85%;
 Pressure: 86 KPa—106 KPa

Space Conditions
 Sufficient space for ventilation

***Safety Instruction:**

1. Prohibited to test explosive, inflammable and high corrosive substance
2. Chemical exposure to the equipment is prohibited
3. Equipment must be safety on the ground to avoid electrostatic induction

Packaging



First, seal chamber with waterproof plastic film. Protect chamber from seawater corrosion.
 Second, buffer foam is placed in the four corners of the chamber. It is used for fixing equipment to prevent shaking and damaging chamber during transportation.



Plywood: standard wood export packaging. The wooden box is fixed by sheet metal to prevent damage during transportation.

Gross weight: 270kgs~
 Package size: 2100*1900*2500 mm

Warranty Condition

Our company will repair the product, if the product, the material of the parts, the design and manufacturing of the products raised hardware problems caused by product itself rather than human error within three years warranty period since the date of dispatching by the customer.

Our company repairs the products, but will collect the basic costs of the spare parts after the warranty period, but service is free always.

Shipping



Material: Export standard wooden box

*Can be used for Sea, Air, Railway, Truck and multimodal transport.

Warranty & Service

- 3 Years Warranty, Lifelong Follow-up Services

Professional After-sales Team
 If you have any questions during operation, we will supply solution to you with 24 hours.

How to Service

1. At first, our test chambers are produced based on 20 years product lifetime.


Normally once test chambers have problems, we judge the problems, and send spare parts to our customers, and teach them how to change new parts on by email or video, all spare parts and shipping cost (by DHL, TNT, and FedEx) paid by LIB.

2. If the customer needs our engineer on-site service, they only need pay the ticket accommodation to our Engineers, service is for free.


3. If products still can't use after our engineers repair, we will produce a new test chamber (same as the old one) to our customers with no charge.



PROVIDING TEST SOLUTION, PROVIDING TEST EQUIPMENT



PARTNER



CE
ROHS

CERTIFICATE OF CONFORMITY



Certificate No. : BKC-180600814C

Certificate of Conformity

Applicant : Xi'an LIB Environmental Simulation Industry
No.5 Zhangba First Street, Xi'an High-Tech Area, Shaanxi Province, P.R.China 710065

Manufacturer : Xi'an LIB Environmental Simulation Industry
No.5 Zhangba First Street, Xi'an High-Tech Area, Shaanxi Province, P.R.China 710065

Trademark : LIB

Product : Temperature Humidity Test Chamber

M/N : TH-50
TH-50A, TH-50B, TH-50C, TH-80A, TH-80B, TH-80C, TH-100A, TH-100B, TH-100C, TH-225A, TH-225B, TH-225C, TH-500A, TH-500B, TH-500C, TH-800A, TH-800B, TH-800C, TH-1000A, TH-1000B, TH-1000C, T-50A, T-50B, T-50C, T-80A, T-80B, T-80C, T-100A, T-100B, T-100C, T-225A, T-225B, T-225C, T-500A, TH-500B, T-500C, T-800A, T-800B, T-800C, T-1000A, T-1000B, T-1000C

Test Standard : IEC62321-1:2013

The EUT described above has been consolidated by us and found in compliance with the council RoHS directive 2011/65/EU. It is possible to use CE marking to demonstrate the compliance with this RoHS Directive. It is only valid in connection with the test report number: BKC-180600814R.



Shenzhen BKC Testing Co., Ltd.
6/F, Building 3, Zhouteng Industrial Park, Nanwan Street, Longgang District, Shenzhen, Guangdong, China. Tel:4000-875-382 0755-32925341
E-mail: bkc@bkc-lab.com Certificate Search: <http://www.bkc-lab.com>